

INDO-BANGLA PHARMACEUTICALS LIMITED



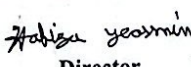


Un-Audited Financial Statements

For the period ended 31 December, 2023

INDO-BANGLA PHARMACEUTICALS LTD
STATEMENT OF FINANCIAL POSITION (Un-Audited)
As at 31 December 2023

Particulars	Notes	Amounts in Taka	
		31st December 2023	30th June 2023
ASSETS:			
Non-current Assets:		1,332,869,403	1,344,573,299
Property, Plant and Equipment	3.00	1,296,588,353	1,315,423,346
Capital Work In Progress	4.00	36,281,050	29,149,953
Current Assets:		535,462,097	531,196,611
Inventories	5.00	170,821,692	178,611,529
Trade & Other Receivables	6.00	228,419,391	223,651,430
Advance, Deposits and Prepayments	7.00	119,856,469	117,629,867
Cash and Cash equivalents	8.00	16,364,545	11,303,785
TOTAL ASSETS		1,868,331,500	1,875,769,910
EQUITY AND LIABILITIES			
Shareholders' Equity:		1,616,252,422	1,621,822,173
Share Capital	9.00	1,162,051,780	1,162,051,780
Retained Earnings	10.00	454,200,642	459,770,393
NON-CURRENT LIABILITIES		134,411,591	129,144,490
Deferred Tax Liability	11.00	134,411,591	129,144,490
Current Liabilities:		117,667,487	124,803,247
Short Term Loan	12.00	32,252,203	43,610,000
Unclaimed Dividend	13.00	15,099,614	15,099,614
Provision for WPPF	14.00	1,243,556	1,228,635
Trade Payables	15.00	4,773,817	832,555
Provision for Taxes	16.00	53,060,405	52,459,325
Liabilities for Expenses	17.00	11,237,891	11,573,118
TOTAL OWNER'S EQUITY AND LIABILITY:		1,868,331,500	1,875,769,910
Net Asset Value (NAV) Per Share	26.00	13.91	13.96

Annexed notes form an integral part of these financial statements.






Chief Financial Officer Company Secretary Director Managing Director Chairma

Signed in terms of our separate report of even date annexed.

Place: Dhaka

Date: January 30, 2024

INDO-BANGLA PHARMACEUTICALS LTD
STATEMENT OF PROFIT OR LOSS AND OTHER COMPREHENSIVE INCOME (Un-Audited)
For the Second quarter ended 31 December 2023

Particulars	Notes	Amounts in Taka			
		1st July 2023 to 31st Dec 2023	1st July 2022 to 31st Dec 2022	1st Oct 2023 to 31st Dec 2023	1st Oct 2022 to 31st Dec 2022
Net Sales Revenue	18.00	143,350,591	221,942,118	58,052,665	100,452,298
Less: Cost of Sales	19.00	121,589,642	157,559,517	51,229,633	74,740,674
Gross Profit		21,760,949	64,382,601	6,823,032	25,711,624
Less: Operating Expenses:		21,585,988	44,906,294	10,811,764	31,896,850
Administrative Expenses	20.00	14,900,601	27,982,276	7,525,585	19,379,021
Financial Expenses	21.00	2,476,582	2,975,032	1,331,820	1,770,000
Selling & Distributing Expenses	22.00	4,208,805	13,948,986	1,954,359	10,747,828
Profit from Operations		174,961	19,476,307	(3,988,732)	(6,185,225)
Add: Non Operating Income:	23.00	138,390	1,120,250	138,390	700,000
Profit before Contribution to WPPF & Welfare Fund		313,351	20,596,557	(3,850,342)	(5,485,225)
Less: Contribution to WPPF & Welfare Fund	14.00	14,921	980,788	(183,350)	(261,201)
Profit before Tax		298,430	19,615,768	(3,666,993)	(5,224,024)
Less: Income Tax Expenses:		5,868,181	8,752,120	2,893,439	4,521,298
Current Tax	24.00	601,080	1,555,703	259,889	742,714
Deferred Tax	11.00	5,267,101	7,196,418	2,633,550	3,778,584
Net Profit for the period		(5,569,751)	10,863,648	(6,560,432)	(9,745,322)
Basic Earnings per share (EPS)	25.00	(0.05)	0.09	(0.06)	(0.08)

Chief Financial Officer

Company Secretary

Director

Managing Director

Chairman

Dated: Dhaka



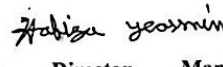
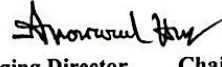
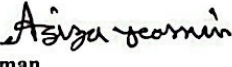
Date: January 30, 2024

INDO-BANGLA PHARMACEUTICALS LTD
STATEMENT OF CHANGES IN EQUITY (Un-Audited)
For the Secend ended 31 December, 2023

Particulars	Share Capital	Retained Earnings	Total Equity
Balance as at 01-07-2023	1,162,051,780	459,770,393	1,621,822,173
Net Profit for the period	-	(5,569,751)	(5,569,751)
Balance as at 31-12-2023	1,162,051,780	454,200,642	1,616,252,422

INDO-BANGLA PHARMACEUTICALS LTD
STATEMENT OF CHANGES IN EQUITY (Un-Audited)
For the Secend ended 31 December, 2022

Particulars	Share Capital	Retained Earnings	Total Equity
Balance as at 01-07-2022	1,162,051,780	462,983,777	1,625,035,557
Cash Dividend		(11,620,518)	(11,620,518)
Net Profit for the period	-	10,863,648	10,863,648
Balance as at 31-12-2022	1,162,051,780	462,226,907	1,624,278,687

 Chief Financial Officer Company Secretary Director Managing Director Chairman

Place: Dhaka
 Date: January 30, 2024

INDOBANGLA PHARMACEUTICALS LIMITED
Statement Of Cash Flows (Un-Audited)
For the Period ended 31st December, 2023

Particulars	Amounts in Taka	
	31st Dec, 2023	31st Dec, 2022
Cash Flow from Operating Activities		
Cash receipts from customers	138,582,630	220,154,820
Cash receipts from others income	138,390	420,250
Cash payment to Suppliers	(83,195,775)	(156,076,331)
Cash payment to Employees	(18,410,959)	(21,508,189)
Cash payment to Others	(10,510,209)	(32,933,581)
Cash Generate from operation	26,604,077	10,056,969
Cash payment against income Tax	(391,424)	(4,325,640)
Net Cash from Operating Activities	26,212,653	5,731,329
Cash Flow from Investing Activities		
Acquisition of property, plant and equipment	-	(1,000,000)
Receive from Sale of Land	-	2,700,000
Paid for Work In Progress	(7,131,097)	(25,682,986)
Net Cash used in Investing Activities	(7,131,097)	(23,982,986)
Cash Flow from Financing Activities		
Short Term Loan	(11,357,797)	12,263,000
Financial Expenses	(2,662,999)	(2,033,229)
Paid for Dividend Refund	-	(1,546,841)
Net Cash from Financing Activities	(14,020,796)	8,682,930
Net increase in Cash and Cash equivalents	5,060,760	(9,568,728)
Cash and Cash Equivalents at beginning of the period	11,303,785	33,691,519
Cash and Cash Equivalent at end of the Period	16,364,545	24,122,791

Net Operating Cash Flows Per Share (NOCFPS)


0.23

0.05


Chief Financial Officer


Company Secretary


Director


Managing Director


Chairma

Dated: Dhaka

Date: January 30, 2024