

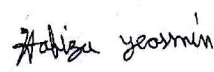




INDO-BANGLA PHARMACEUTICALS LTD
STATEMENT OF FINANCIAL POSITION (Un-Audited)

As at 30 Sep 2023

Particulars	Notes	Amounts in Taka	
		30th Sep 2023	30th June 2023
ASSETS:			
Non-current Assets:		1,339,721,039	1,344,573,299
Property, Plant and Equipment	3.00	1,306,005,849	1,315,423,346
Capital Work In Progress	4.00	33,715,190	29,149,953
Current Assets:		538,984,164	531,196,611
Inventories	5.00	178,334,804	178,611,529
Trade & Other Receivables	6.00	227,586,906	223,651,430
Advance, Deposits and Prepayments	7.00	118,161,622	117,629,867
Cash and Cash equivalents	8.00	14,900,832	11,303,785
TOTAL ASSETS		1,878,705,203	1,875,769,910
EQUITY AND LIABILITIES			
Shareholders' Equity:		1,622,812,853	1,621,822,173
Share Capital	9.00	1,162,051,780	1,162,051,780
Retained Earnings	10.00	460,761,073	459,770,393
NON-CURRENT LIABILITIES		131,778,041	129,144,490
Deferred Tax Liability	11.00	131,778,041	129,144,490
Current Liabilities:		124,114,309	124,803,247
Short Term Loan	12.00	42,285,000	43,610,000
Unclaimed Dividend	13.00	15,099,614	15,099,614
Provision for WPPF	14.00	1,426,906	1,228,635
Trade Payables	15.00	1,014,445	832,555
Provision for Taxes	16.00	52,800,517	52,459,325
Liabilities for Expenses	17.00	11,487,827	11,573,118
TOTAL OWNER'S EQUITY AND LIABILITIES		1,878,705,203	1,875,769,910
Net Asset Value (NAV) Per Share	26.00	13.97	13.96

Annexed notes form an integral part of these financial statements.

Chief Financial Officer Company Secretary Director Managing Director Chairman



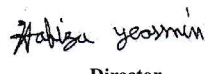

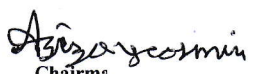
Signed in terms of our separate report of even date annexed.

Place: Dhaka

Date: November 14, 2023

INDO-BANGLA PHARMACEUTICALS LTD
STATEMENT OF PROFIT OR LOSS AND OTHER COMPREHENSIVE INCOME (Un-Audited)
For the first quarter ended 30 September 2023

Particulars	Notes	Amounts in Taka	
		1st July 2023 to 30th Sep,2023	1st July 2022 to 30th Sep,2022
Net Sales Revenue	18.00	85,297,926	121,489,820
Less: Cost of Sales	19.00	70,360,009	82,818,844
Gross Profit		14,937,917	38,670,976
Less: Operating Expenses:		10,774,224	13,009,444
Administrative Expenses	20.00	7,375,016	8,603,254
Financial Expenses	21.00	1,144,762	1,205,032
Selling & Distributing Expenses	22.00	2,254,446	3,201,158
Profit from Operations		4,163,693	25,661,532
Add: Non Operating Income:	23.00	-	420,250
Profit before Contribution to WPPF & Welfare Fund		4,163,693	26,081,782
Less: Contribution to WPPF & Welfare Fund	14.00	198,271	1,241,990
Profit before Tax		3,965,422	24,839,792
Less: Income Tax Expenses:		2,974,742	4,967,959
Current Tax	24.00	341,192	1,550,125
Deferred Tax	11.00	2,633,550	3,417,834
Net Profit for the period		990,680	19,871,834
Basic Earnings per share (EPS)	25.00	0.01	0.17

Chief Financial Officer Company Secretary Director Managing Director Chairman



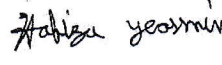


Dated: Dhaka
Date: November 14, 2023

INDO-BANGLA PHARMACEUTICALS LTD
STATEMENT OF CHANGES IN EQUITY (Un-Audited)
For the quarter ended 30 September 2023

Particulars	Share Capital	Retained Earnings	Total Equity
Balance as at 01-07-2023	1,162,051,780	459,770,393	1,621,822,173
Net Profit for the period	-	990,680	990,680
Balance as at 30-09-2022	1,162,051,780	460,761,073	1,622,812,853

INDO-BANGLA PHARMACEUTICALS LTD
STATEMENT OF CHANGES IN EQUITY (Un-Audited)
For the quarter ended 30 September 2022

Particulars	Share Capital	Retained Earnings	Total Equity
Balance as at 01-07-2022	1,162,051,780	462,983,777	1,625,035,557
Net Profit for the period	-	19,871,834	19,871,834
Balance as at 30-09-2022	1,162,051,780	482,855,611	1,644,907,391

Chief Financial Officer Company Secretary Director Managing Director Chairman
 Place: Dhaka

Date: November 14, 2023

INDOBANGLA PHARMACEUTICALS LIMITED
Statement Of Cash Flows (Un-Audited)
For the Period ended 30th September, 2023

Particulars	Amounts in Taka	
	30th Sep, 2023	30th Sep, 2022
Cash Flow from Operating Activities		
Cash receipts from customers	81,362,450	118,569,350
Cash receipts from others income	-	420,250
Cash payment to Suppliers	(55,901,575)	(96,390,762)
Cash payment to Employees	(9,515,627)	(10,681,569)
Cash payment to Others	(5,153,703)	(7,375,595)
Cash Generate from operation	10,791,545	4,541,674
Cash payment against income Tax	(171,033)	(2,045,429)
Net Cash from Operating Activities	10,620,512	2,496,245
Cash Flow from Investing Activities		
Acquisition of property, plant and equipment	-	-
Paid for Work In Progress	(4,565,237)	(7,526,865)
Net Cash used in Investing Activities	(4,565,237)	(7,526,865)
Cash Flow from Financing Activities		
Short Term Loan	(1,325,000)	4,923,000
Financial Expenses	(1,133,228)	(359,174)
Paid for Dividend Refund	-	(961,161)
Net Cash from Financing Activities	(2,458,228)	3,602,665
Net increase in Cash and Cash equivalents	3,597,047	(1,427,955)
Cash and Cash Equivalents at beginning of the period	11,303,785	33,691,519
Cash and Cash Equivalent at end of the Period	14,900,832	32,263,564


Net Operating Cash Flows Per Share (NOCFPS)

0.09

0.02


Chief Financial Officer


Company Secretary


Director


Managing Director


Chairman

Dated: Dhaka

Date: November 14, 2023