






INDO-BANGLA PHARMACEUTICALS LTD
STATEMENT OF FINANCIAL POSITION

As at 30 Sep 2021

Particulars	Notes	Amounts in Taka	
		30th Sep 2021	30th June 2021
ASSETS:			
Non-current Assets:		1,328,876,035	1,295,291,134
Property, Plant and Equipment	3.00	1,328,734,385	1,229,114,043
Capital Work In Progress	4.00	141,650	66,177,091
Current Assets:		596,146,786	595,555,779
Inventories	5.00	201,448,038	202,093,690
Trade & Other Receivables	6.00	246,288,127	245,752,165
Advance, Deposits and Prepayments	7.00	103,109,738	125,230,137
Cash and Cash equivalents	8.00	45,300,883	22,479,787
TOTAL ASSETS		1,925,022,821	1,890,846,913
EQUITY AND LIABILITIES			
Shareholders' Equity:		1,663,536,522	1,625,418,375
Share Capital	9.00	1,137,371,400	1,137,371,400
Retained Earnings	10.00	526,165,122	488,046,975
NON-CURRENT LIABILITIES		113,381,608	108,175,003
Deferred Tax Liability	11.00	113,381,608	108,175,003
Current Liabilities:		148,104,691	157,253,535
Short Term Loan	12.00	70,534,586	84,943,000
Provision for WPPF	13.00	10,926,410	8,467,175
Trade Payables	14.00	1,064,576	618,229
Provision for Taxes	15.00	56,576,664	50,716,709
Liabilities for Expenses	16.00	9,002,455	12,508,422
TOTAL OWNER'S EQUITY AND LIABILITIES		1,925,022,821	1,890,846,913
Net Asset Value (NAV) Per Share	25.00	14.63	14.29

Annexed notes form an integral part of these financial statements.

 Chief Financial Officer Company Secretary Director Managing Director Chairman






Signed in terms of our separate report of even date annexed.

Place: Dhaka

Date: November 14, 2021

INDO-BANGLA PHARMACEUTICALS LTD
STATEMENT OF PROFIT OR LOSS AND OTHER COMPREHENSIVE INCOME (Un-Audited)
For the first quarter ended 30 September 2021

Particulars	Notes	Amounts in Taka	
		1st July 2021 to 30th Sep,2021	1st July 2020 to 30th Sep,2020
Net Sales Revenue	17.00	158,750,462	210,445,513
Less: Cost of Sales	18.00	93,490,982	128,211,178
Gross Profit		65,259,480	82,234,335
Less: Operating Expenses:		13,862,168	29,630,456
Administrative Expenses	19.00	9,275,693	8,741,829
Financial Expenses	20.00	1,008,337	54,163
Selling & Distributing Expenses	21.00	3,578,138	20,834,463
Profit from Operations		51,397,312	52,603,880
Add: Non Operating Income:	22.00	246,630	225,350
Profit before Contribution to WPPF & Welfare Fund		51,643,942	52,829,230
Less: Contribution to WPPF & Welfare Fund	13.00	2,459,235	2,515,678
Profit before Tax		49,184,707	50,313,552
Less: Income Tax Expenses:		11,066,560	12,600,923
Current Tax	23.00	5,859,955	6,563,481
Deferred Tax	11.00	5,206,605	6,037,442
Net Profit for the period		38,118,147	37,712,629
Basic Earnings per share (EPS)	24.00	0.34	0.33

Chief Financial Officer Company Secretary Director Managing Director Chairman

Dated: Dhaka






Date: November 14, 2021

INDO-BANGLA PHARMACEUTICALS LTD
STATEMENT OF CHANGES IN EQUITY
For the quarter ended 30 September 2021

Particulars	Share Capital	Retained Earnings	Total Equity
	Note - 09	Note : 10	
Balance as at 01-07-2021	1,137,371,400	488,046,975	1,625,418,375
Net Profit for the period	-	38,118,147	38,118,147
Balance as at 30-09-2021	1,137,371,400	526,165,122	1,663,536,522

STATEMENT OF CHANGES IN EQUITY
For the quarter ended 30 September 2020

Particulars	Share Capital	Retained Earnings	Total Equity
	Note - 09	Note : 10	
Balance as at 01-07-2020	1,115,070,000	402,528,176	1,517,598,176
Net Profit for the period	-	37,712,629	37,712,629
Balance as at 30-09-2020	1,115,070,000	440,240,805	1,555,310,805

Chief Financial Officer Company Secretary Director Managing Director Chairman
 Place: Dhaka
 Date: November 14, 2021

INDOBANGLA PHARMACEUTICALS LIMITED

Statement Of Cash Flows (Un-Audited)

For the Period ended 30th September, 2021

Particulars	Amounts in Taka	
	30th Sep, 2021	30th Sep, 2020
Cash Flow from Operating Activities		
Cash receipts from customers	158,214,500	200,123,450
Cash receipts from others income	246,630	225,350
Cash payment to Suppliers	(84,980,486)	(129,501,215)
Cash payment to Employees	(14,197,319)	(22,446,692)
Cash payment to Others	(8,141,096)	(14,221,175)
Cash Generate from operation	51,142,229	34,179,718
Cash payment against income Tax	(3,872,794)	(8,102,536)
Net Cash from Operating Activities	47,269,435	26,077,182
Cash Flow from Investing Activities		
Acquisition of property, plant and equipment	(7,926,570)	(46,289,465)
Paid for Work In Progress	(141,650)	-
Net Cash used in Investing Activities	(8,068,220)	(46,289,465)
Cash Flow from Financing Activities		
Short Term Loan	(14,408,414)	19,981,000
Financial Expenses	(1,971,705)	-
Net Cash from Financing Activities	(16,380,119)	19,981,000
Net increase in Cash and Cash equivalents	22,821,096	(231,283)
Cash and Cash Equivalentents at beginning of the period	22,479,787	13,838,790
Cash and Cash Equivalent at end of the Period	45,300,883	13,607,507

Net Operating Cash Flows Per Share (NOCFPS)

0.42


0.23


Chief Financial Officer


Company Secretary


Director


Managing Director


Chairman

Dated: Dhaka

Date: November 14, 2021