



INDO-BANGLA PHARMACEUTICALS LTD
STATEMENT OF FINANCIAL POSITION (Un-Audited)
As at 31 March, 2020

Particulars	Notes	Amounts in Taka	
		31st Mar,2020	30th June,2019
ASSETS:			
Non-current Assets:		1,038,201,765	818,523,321
Property, Plant and Equipment	3.00	955,074,439	743,134,778
Capital Work In Progress	4.00	83,127,326	75,388,543
Current Assets:		733,673,664	767,224,351
Inventories	5.00	201,048,995	202,867,111
Trade & Other Receivables	6.00	235,073,936	180,041,951
Advance, Deposits and Prepayments	7.00	234,177,117	223,733,862
Cash and Cash equivalents	8.00	63,373,616	160,581,427
TOTAL ASSETS		1,771,875,428	1,585,747,672
EQUITY AND LIABILITIES			
Shareholders' Equity:		1,501,882,211	1,374,627,332
Share Capital	9.00	1,115,070,000	1,023,000,000
Retained Earnings	10.00	386,812,211	351,627,332
NON-CURRENT LIABILITIES		84,576,249	66,759,081
Deferred Tax Liability	11.00	84,576,249	66,759,081
Current Liabilities:		185,416,968	144,361,259
Provision for WPPF	12.00	18,420,346	9,038,917
Trade Payables	13.00	8,038,506	6,108,271
Provision for Taxes	14.00	152,899,720	123,615,998
Liabilities for Expenses	15.00	6,058,396	5,598,073
TOTAL OWNER'S EQUITY AND LIABILITIES		1,771,875,429	1,585,747,672
Net Asset Value (NAV) Per Share	23.00	13.47	13.44


Chief Financial Officer

  
Company Secretary Director Managing Director


Chairman


Date: Dhaka
10-Jun-20

INDO-BANGLA PHARMACEUTICALS LTD
STATEMENT OF PROFIT OR LOSS AND OTHER COMPREHENSIVE INCOME (Un-Audited)
For the Third quarter ended 31 March 2020


Particulars	Notes	Amount In BDT			
		01/07/2019 to 31/03/2020	01/07/2018 to 31/03/2019	01/01/2020 to 31/03/2020	01/01/2019 to 31/03/2019
Net Sales Revenue	16.00	676,667,643	563,996,400	233,885,122	208,708,504
Less: Cost of Sales	17.00	401,140,524	339,798,355	141,559,079	127,690,253
Gross Profit		275,527,120	224,198,045	92,326,042	81,018,251
Less: Operating Expenses:		80,454,529	74,690,934	27,522,579	24,500,119
Administrative Expenses	18.00	24,807,675	20,566,819	9,566,159	6,878,439
Selling & Distributing Expenses	19.00	55,646,854	54,124,115	17,956,420	17,621,680
Profit from Operations		195,072,590	149,507,111	64,803,464	56,518,132
Add: Non Operating Income:	20.00	1,937,428	12,333,494	-	6,563,367
Profit before Contribution to WPPF & Welfare Fund		197,010,018	161,840,605	64,803,464	63,081,499
Less: Contribution to WPPF & Welfare Fund	12.00	9,381,429	7,706,695	3,085,879	3,003,881
Profit before Tax		187,628,589	154,133,910	61,717,584	60,077,618
Less: Income Tax Expenses:		47,100,890	44,317,481	14,491,554	16,049,291
Current Tax	21.00	29,283,722	24,073,467	9,527,050	9,739,869
Deferred Tax	11.00	17,817,168	20,244,014	4,964,504	6,309,422
Net Profit for the period		140,527,699	109,816,428	47,226,030	44,028,327
Earnings per share (EPS)	22.00	1.26	1.03	0.42	0.39


 Chief Financial Officer


 Company Secretary


 Director


 Managing Director


 Chairman

Dated: Dhaka
 10-Jun-20

INDOBANGLA PHARMACEUTICALS LIMITED
Statement of Cash Flows (Un-Audited)
For the Period ended 31 March, 2020

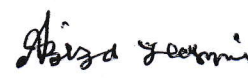
Particulars	Amount in Taka	
	01/07/2019 to 31/03/2020	01/07/2018 to 31/03/2019
Cash Flows from Operating Activities		
Cash receipts from customers	620,397,850	525,265,800
Cash receipts from others income	3,175,236	7,302,050
Cash payment to Suppliers	(363,379,758)	(330,788,850)
Cash payment to Employees	(59,201,824)	(55,574,072)
Cash payment to Others	(34,568,022)	(33,156,062)
Cash Generate from operation	166,423,483	113,048,866
Cash payment against income Tax	(19,872,243)	(18,423,636)
Net Cash generated from Operating Activities	146,551,240	94,625,230
Cash Flow from Investing Activities		
Acquisition of property, plant and equipment	(132,455,940)	(57,367,335)
Paid for Capital Work In Progress	(75,005,726)	(19,344,982)
Paid for land (Gazipur)	-	(25,000,000)
Advance paid for L/C Margin Machinery	(23,024,564)	(21,661,099)
Net Cash used in Investing Activities	(230,486,230)	(123,373,416)
Cash Flows from Financing Activities		
Proceeds from issue of share capital	-	200,000,000
Cash Payment to IPO Expenses	-	(15,900,000)
Cash payment to Dividend	(13,272,820)	-
Net Cash Used in Financing Activities	(13,272,820)	184,100,000
Net increase/(Decrease) in Cash and Cash equivalents	(97,207,810)	155,351,814
Cash and Cash Equivalents at beginning of the period	160,581,427	91,679,619
Cash and Cash Equivalent at end of the Period	63,373,617	247,031,433
Net Operating Cash Flows Per Share (NOCFPS)	1.31	0.89


 Chief Financial Officer


 Company Secretary


 Director


 Managing Director


 Chairman

Dated: Dhaka
 10-Jun-20

INDO BANGLA PHARMACEUTICALS LTD
Statement Of Changes In Equity (Un-Audited)
For the 3rd quarter ended 31st March 2020

Particulars	Share Capital	Retained Earnings	Total Equity
Balance as at 01-07-2019	1,023,000,000	351,627,332	1,374,627,332
Issue of share Capital (Bonus)	92,070,000	(92,070,000)	-
Cash Dividend	-	(13,272,820)	(13,272,820)
Net Profit for the period	-	140,527,699	140,527,699
Balance as at 31-01-2020	1,115,070,000	386,812,211	1,501,882,211

Statement Of Changes In Equity (Un-Audited)
For the 3rd quarter ended 31st March 2019

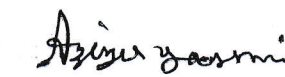
Particulars	Share Capital	Retained Earnings	Total Equity
Balance as at 01-07-2018	730,000,000	306,100,643	1,036,100,643
Issue of share Capital (IPO)	200,000,000	-	200,000,000
Issue of share Capital (Bonus)	93,000,000	(93,000,000)	-
Net Profit for the period	-	109,816,428	109,816,428
Balance as at 31-12-2018	1,023,000,000	322,917,071	1,345,917,071


 Chief Financial Officer


 Company Secretary


 Director


 Managing Director


 Chairman

Dated: Dhaka
 10-Jun-20