



INDO-BANGLA PHARMACEUTICALS LTD
STATEMENT OF FINANCIAL POSITION (Un-Audited)
As at 31 December, 2019

Particulars	Notes	Amounts in Taka	
		31st Dec, 2019	30th June, 2019
ASSETS:			
Non-current Assets:			
Property, Plant and Equipment	3.00	977,103,772	818,523,321
Capital Work In Progress	4.00	956,416,672	743,134,778
		20,687,100	75,388,543
Current Assets:			
Inventories	5.00	739,799,962	767,224,351
Trade & Other Receivables	6.00	211,467,450	202,867,111
Advance, Deposits and Prepayments	7.00	209,350,164	180,041,951
Cash and Cash equivalents	8.00	188,818,437	223,733,862
		130,163,911	160,581,427
TOTAL ASSETS		1,716,903,734	1,585,747,672
EQUITY AND LIABILITIES			
Shareholders' Equity:			
Share Capital	9.00	1,455,594,023	1,374,627,332
Retained Earnings		1,115,070,000	1,023,000,000
		340,524,023	351,627,332
NON-CURRENT LIABILITIES			
Deferred Tax Liability	10.00	78,673,904	66,759,081
		78,673,904	66,759,081
Current Liabilities:			
Provision for WPPF		182,635,807	144,361,259
Trade Payables		15,334,467	9,038,917
Dividend Payables		5,105,701	6,108,271
Provision for Taxes		13,272,820	-
Liabilities for Expenses		143,372,669	123,615,998
		5,550,150	5,598,073
TOTAL OWNER'S EQUITY AND LIABILITIES		1,716,903,734	1,585,747,672
Net Asset Value (NAV) Per Share		17.00	13.05
			13.44


Chief Financial Officer


Company Secretary


Director


Managing Director


Chairman

Date: Dhaka
30-Jan-20

INDO-BANGLA PHARMACEUTICALS LTD
STATEMENT OF PROFIT OR LOSS AND OTHER COMPREHENSIVE INCOME (Un-Audited)
For the Second quarter ended 31 December 2019


Particulars	Notes	Amount In BDT			
		01/07/2019 to 31/12/2019	01/07/2018 to 31/12/2018	01/10/2019 to 31/12/2019	01/10/2018 to 31/12/2018
Net Sales Revenue	11.00	442,782,522	355,287,896	228,097,783	189,405,087
Less: Cost of Sales	12.00	259,581,445	212,108,102	132,403,127	113,306,961
Gross Profit		183,201,077	143,179,794	95,694,655	76,098,126
Less: Operating Expenses:		52,931,950	50,190,815	25,825,039	24,388,197
Administrative Expenses	13.00	15,241,516	13,688,380	7,803,685	6,750,730
Selling & Distributing Expenses	14.00	37,690,434	36,502,435	18,021,354	17,637,466
Profit from Operations		130,269,127	92,988,979	69,869,616	51,709,930
Add: Non Operating Income:		1,937,428	5,770,127	287,839	3,819,492
Profit before Contribution to WPPF & Welfare Fund		132,206,555	98,759,106	70,157,455	55,529,422
Less: Contribution to WPPF & Welfare Fund		6,295,550	4,702,815	3,340,831	2,644,258
Profit before Tax		125,911,005	94,056,291	66,816,624	52,885,164
Less: Income Tax Expenses:		31,671,494	27,186,263	16,732,939	15,204,853
Current Tax	15.00	19,756,672	14,333,599	10,489,891	8,262,385
Deferred Tax		11,914,822	12,852,664	6,243,048	6,942,468
Net Profit for the period		94,239,511	66,870,029	50,083,684	37,680,311
Earnings per share (EPS)	16.00	0.85	0.64	0.45	0.34



Chief Financial Officer




Company Secretary



Director



Managing Director



Chairman

Dated: Dhaka
30-Jan-20

INDO BANGLA PHARMACEUTICALS LTD

Statement Of Changes In Equity (Un-Audited)
For the 2nd quarter ended 31st December 2019

Particulars	Share Capital	Retained Earnings	Total Equity
Balance as at 01-07-2019	1,023,000,000	351,627,332	1,374,627,332
Issue of share Capital (Bonus)	92,070,000	(92,070,000)	-
Cash Dividend	-	(13,272,820)	(13,272,820)
Net Profit for the period	-	94,239,511	94,239,511
Balance as at 31-12-2019	1,115,070,000	340,524,023	1,455,594,023

Statement Of Changes In Equity (Un-Audited)
For the 2nd quarter ended 31st December 2018

Particulars	Share Capital	Retained Earnings	Total Equity
Balance as at 01-07-2018	730,000,000	306,100,643	1,036,100,643
Issue of share Capital (IPO)	200,000,000	-	200,000,000
Issue of share Capital (Bonus)	93,000,000	(93,000,000)	-
Net Profit for the period	-	66,870,029	66,870,029
Balance as at 31-12-2018	1,023,000,000	279,970,672	1,302,970,672



Chief Financial Officer




Company Secretary



Director



Managing Director



Chairman

Dated: Dhaka

30-Jan-20

INDOBANGLA PHARMACEUTICALS LIMITED
Statement of Cash Flows (Un-Audited)
For the Period ended 31 December, 2019

Particulars	Amount in Taka	
	01/07/2019 to 31/12/2019	01/07/2018 to 31/12/2018
Cash Flows from Operating Activities		
Cash receipts from customers	412,236,500	329,125,850
Cash receipts from others income	3,175,236	4,826,730
Cash payment to Suppliers	(248,096,193)	(207,564,452)
Cash payment to Employees	(39,299,488)	(36,890,601)
Cash payment to Others	(21,596,905)	(22,295,380)
Cash Generate from operation	106,419,150	67,202,147
Cash payment against income Tax	(12,911,037)	(7,244,683)
Net Cash generated from Operating Activities	93,508,114	59,957,464
Cash Flow from Investing Activities		
Acquisition of property, plant and equipment	(111,360,130)	(36,060,235)
Paid for Capital Work In Progress	(12,565,500)	-
Paid for land (Gazipur)	-	(25,000,000)
Advance paid for L/C Margin Machinery	-	(768,129)
Net Cash used in Investing Activities	(123,925,630)	(61,828,364)
Cash Flows from Financing Activities		
Proceeds from issue of share capital	-	200,000,000
Cash payment to IPO Expenses	-	(15,900,000)
Net Cash Used in Financing Activities	-	184,100,000
Net increase/(Decrease) in Cash and Cash equivalents	(30,417,516)	182,229,100
Cash and Cash Equivalents at beginning of the period	160,581,427	91,679,619
Cash and Cash Equivalent at end of the Period	130,163,911	273,908,719
Net Operating Cash Flows Per Share (NOCFPS)	0.84	0.58




Chief Financial Officer



Company Secretary



Director



Managing Director



Chairman

Dated: Dhaka
30-Jan-20