

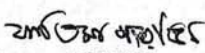
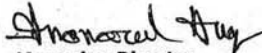
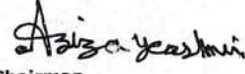


**INDO-BANGLA PHARMACEUTICALS LTD**  
**STATEMENT OF FINANCIAL POSITION (Un-Audited)**  
**As at 30 September 2019**

Particulars	Notes	Amounts in Taka	
		30th Sep,2019	30th June,2019
<b>ASSETS:</b>			
<b>Non-current Assets:</b>			
		<b>900,075,783</b>	<b>818,523,321</b>
Property, Plant and Equipment	3.00	891,954,183	743,134,778
Capital Work In Progress	4.00	8,121,600	75,388,543
<b>Current Assets:</b>			
		<b>748,487,388</b>	<b>767,224,351</b>
Inventories	5.00	193,643,555	202,867,111
Trade & Other Receivables		231,900,659	180,041,951
Advance, Deposits and Prepayments	6.00	199,663,657	223,733,862
Cash and Cash equivalents	7.00	123,279,516	160,581,427
<b>TOTAL ASSETS</b>		<b><u>1,648,563,171</u></b>	<b><u>1,585,747,672</u></b>
<b>EQUITY AND LIABILITIES</b>			
<b>Shareholders' Equity:</b>			
		<b>1,418,783,159</b>	<b>1,374,627,332</b>
Share Capital		1,023,000,000	1,023,000,000
Retained Earnings		395,783,159	351,627,332
<b>NON-CURRENT LIABILITIES</b>			
		<b>72,430,855</b>	<b>66,759,081</b>
Deferred Tax Liability		72,430,855	66,759,081
<b>Current Liabilities:</b>			
		<b>157,349,158</b>	<b>144,361,259</b>
Provision for WPPF		11,993,636	9,038,917
Trade Payables		7,387,471	6,108,271
Provision for Taxes		132,882,779	123,615,998
Liabilities for Expenses		5,085,271	5,598,073
<b>TOTAL OWNER'S EQUITY AND LIABILITIES</b>		<b><u>1,648,563,171</u></b>	<b><u>1,585,747,672</u></b>
<b>Net Asset Value (NAV) Per Share</b>		<b>13.87</b>	<b>13.44</b>



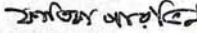
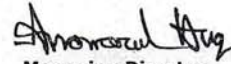
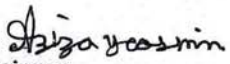






Chief Financial Officer    Company Secretary    Director    Managing Director    Chairman

Date: Dhaka  
14-Nov-19

**INDO-BANGLA PHARMACEUTICALS LTD**  
**STATEMENT OF PROFIT OR LOSS AND OTHER COMPREHENSIVE INCOME (Un-Audited)**  
**For the first quarter ended 30 September 2019**

Particulars	Notes	Amounts in Taka	
		30th Sep,2019	30th Sep,2018
<b>Net Sales Revenue</b>		214,684,739	165,882,809
Less: Cost of Sales	8.00	127,178,317	98,801,141
<b>Gross Profit</b>		<b>87,506,422</b>	<b>67,081,668</b>
<b>Less: Operating Expenses:</b>		<b>27,106,911</b>	<b>25,802,619</b>
Administrative Expenses	9.00	7,437,831	6,937,650
Selling & Distributing Expenses	10.00	19,669,080	18,864,969
<b>Profit from Operations</b>		<b>60,399,511</b>	<b>41,279,049</b>
Add: Non Operating Income:		1,649,589	1,950,635
<b>Profit before Contribution to WPPF &amp; Welfare Fund</b>		<b>62,049,100</b>	<b>43,229,684</b>
Less: Contribution to WPPF & Welfare Fund		2,954,719	2,058,556
<b>Profit before Tax</b>		<b>59,094,381</b>	<b>41,171,128</b>
<b>Less: Income Tax Expenses:</b>		<b>14,938,554</b>	<b>11,981,410</b>
Current Tax		9,266,781	6,071,214
Deferred Tax		5,671,774	5,910,196
<b>Net Profit for the period</b>		<b>44,155,827</b>	<b>29,189,718</b>
<b>Basic Earnings per share (EPS)</b>	11.00	<b>0.43</b>	<b>0.34</b>

Chief Financial Officer    Company Secretary    Director    Managing Director    Chairman

Dated: Dhaka  
14-Nov-19

**INDO BANGLA PHARMACEUTICALS LTD**

**Statement Of Changes In Equity (Un-Audited)  
For the first quarter ended 30th September 2019**

Particulars	Share Capital	Retained Earnings	Total Equity
Balance as at 01-07-2019	1,023,000,000	351,627,332	1,374,627,332
Net Profit for the period	-	44,155,827	44,155,827
Balance as at 30-09-2019	<b>1,023,000,000</b>	<b>395,783,159</b>	<b>1,418,783,159</b>

**Statement Of Changes In Equity (Un-Audited)  
For the first quarter ended 30th September 2018**

Particulars	Share Capital	Retained Earnings	Total Equity
Balance as at 01-07-2018	730,000,000	306,100,643	1,036,100,643
Issue of share Capital (IPO)	200,000,000	-	200,000,000
Net Profit for the period	-	29,189,718	29,189,718
Balance as at 30-09-2018	<b>930,000,000</b>	<b>335,290,361</b>	<b>1,265,290,361</b>

      
Chief Financial Officer    Company Secretary    Director    Managing Director    Chairman

Dated: Dhaka  
14-Nov-19



**INDOBANGLA PHARMACEUTICALS LIMITED**  
**Statement Of Cash Flows (Un-Audited)**  
**For the Period ended 30th September, 2019**

Particulars	Amounts in Taka	
	30th Sep, 2019	30th Sep, 2018
<b>Cash Flow from Operating Activities</b>		
Cash receipts from customers	162,675,620	157,758,050
Cash receipts from others income	1,800,000	1,950,635
Cash payment to Suppliers	(105,091,578)	(92,934,890)
Cash payment to Employees	(20,461,056)	(19,780,777)
Cash payment to Others	(10,397,017)	(11,337,940)
<b>Cash Generate from operation</b>	<b>28,525,969</b>	<b>35,655,079</b>
Cash payment against income Tax	(6,028,533)	(2,564,793)
<b>Net Cash from Operating Activities</b>	<b>22,497,437</b>	<b>33,090,286</b>
<b>Cash Flow from Investing Activities</b>		
Acquisition of property, plant and equipment	(59,799,348)	(325,140)
Paid for Work In Progress	-	-
Advance paid for L/C Margin Machinery	-	(24,150,400)
<b>Net Cash used in Investing Activities</b>	<b>(59,799,348)</b>	<b>(24,475,540)</b>
<b>Cash Flow from Financing Activities</b>		
Proceeds from issue of share capital	-	200,000,000
Cash payment to IPO Expenses	-	(6,848,001)
Receive excess of IPO Application	-	282,978,040
<b>Net Cash from Financing Activities</b>	<b>-</b>	<b>476,130,039</b>
<b>Net increase in Cash and Cash equivalents</b>	<b>(37,301,911)</b>	<b>484,744,785</b>
Cash and Cash Equivalents at beginning of the period	160,581,427	91,679,619
<b>Cash and Cash Equivalent at end of the Period</b>	<b>123,279,517</b>	<b>576,424,404</b>
<b>Net Operating Cash Flows Per Share (NOCFPS)</b>	<b>0.22</b>	<b>0.35</b>







**Chief Financial Officer    Company Secretary    Director    Managing Director    Chairman**

Dated: Dhaka  
14-Nov-19